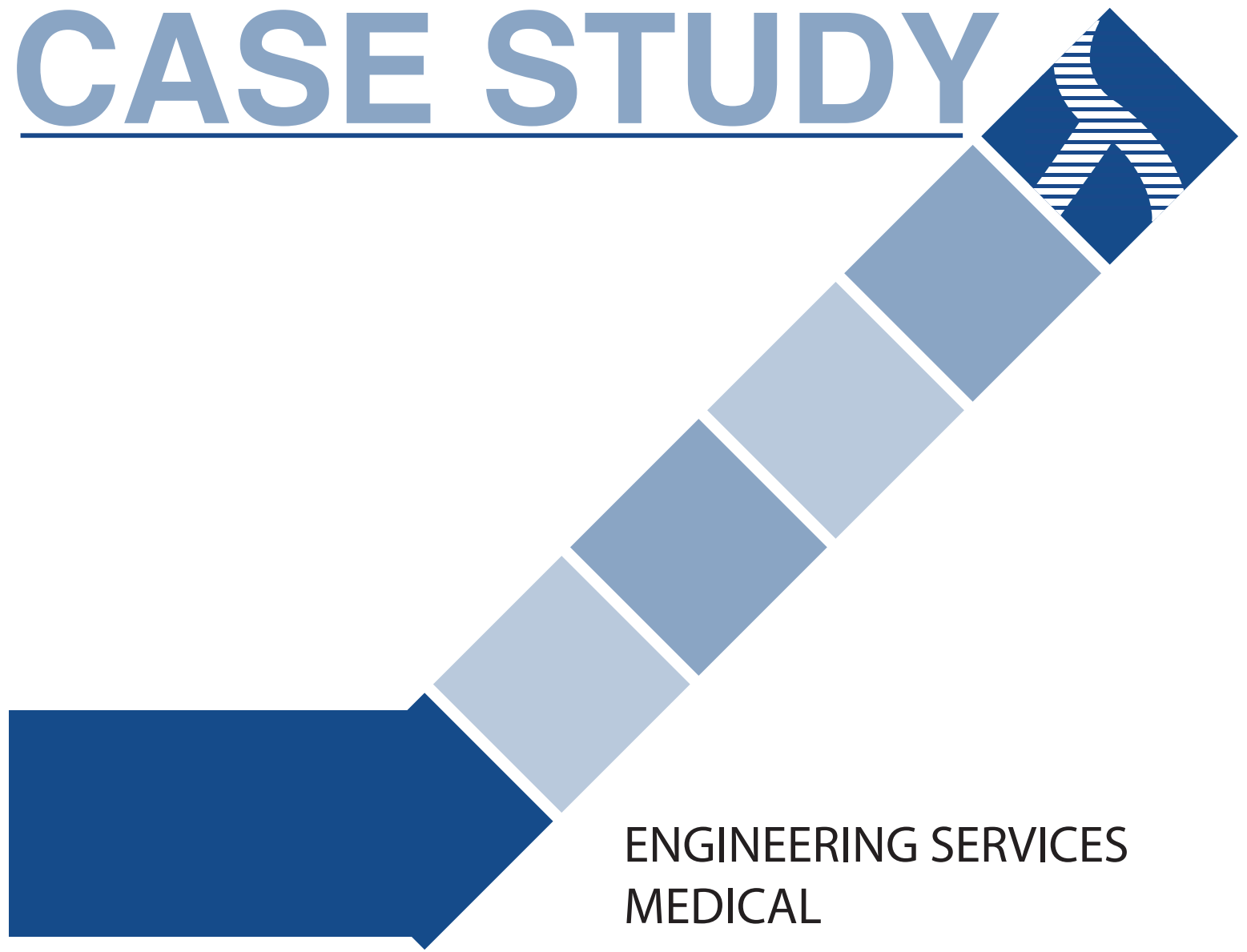


CASE STUDY



ENGINEERING SERVICES
MEDICAL

Stay connected



ASM Technologies Limited


EMBEDDED CONTROLLER

- ◆ Customized standalone Handheld controller
- ◆ 8 Discrete Input(24V),8 isolated Input,* relay output(NO/NC configurable) and 8 Discrete output
- ◆ 2 linear actuator interface
- ◆ Programmed to work in 2 modes Auto/Manual
- ◆ Logic built to take care all the necessary Inter locks
- ◆ Signal conditioning Hardware and HMI Screen development
- ◆ Rugged enclosure design

Technology:

- ◆ 800X480 24bit color graphical display with touch screen
- ◆ uSD card for data storage

SW: Embedded C, Graphic Software



(Customized HMI)

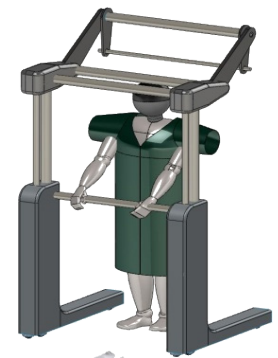
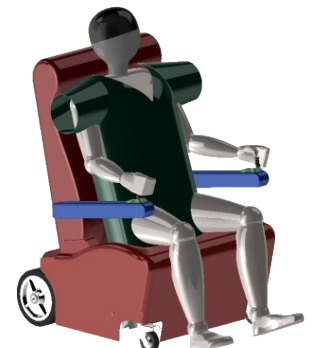
PATIENT ASSISTANCE EQUIPMENT CONTROLLER UNIT

- ◆ Customized standalone controller
- ◆ 8Discrete Input(24V),8Isolated Input,* relay output(NO/NC configurable) ,8 Discrete output,8Ch analog output(0-10V programmable output profile),8channel universal analog input(TC/RTD/Strain sensor interface)
- ◆ 1 linear actuator interface
- ◆ Wifi interface to communicate with the Host
- ◆ Control using mobile/ TAB application
- ◆ Signal conditioning Hardware and embedded control system development
- ◆ Rugged enclosure design

Technology:

- ◆ 800X480 24bit color graphical display
- ◆ uSD card for data storage
- ◆ Wifi interface
- ◆ Legacy RS232,RS485 ports for interfacing other medical systems

SW: Embedded C, Android Apps



MOBILE X-RAY UNIT

- ◆ Objective was to co-conceptualize, design and develop Mobile X-Ray unit with state of the art ergonomics, functionality and aesthetics with optimized cost to meet third world country requirements
- ◆ Scope - Design a mechanism to move X- ray and Detector unit, which is flexible, easy to handle and service

Final Delivery

- ◆ Design 3D models
- ◆ Manufacturing drawings, process documents and BOM
- ◆ Installation and Operators Manual

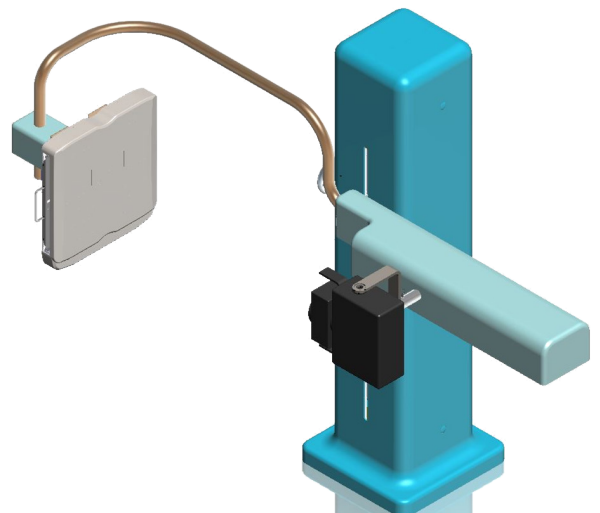


MOTION SYSTEM DESIGN FOR X-RAY UNIT

- ◆ To co-conceptualize, design and develop an affordable X-ray equipment, optimized cost, for all general radiographic applications using conventional film or sophisticated digital sensing technology, ideal for all examinations for patients in standing or lying positions.
- ◆ Design a mechanism to move X- ray and Detector unit, which is flexible, easy to handle and service

Final Delivery

- ◆ Design 3D models
- ◆ Manufacturing drawings, process documents and BOM
- ◆ Installation and Operators Manual



REDESIGN OF HMI CONSOLE OF X-RAY UNIT

- ◆ Objective was to Redesign HMI console for easy to access, operate and secure aesthetic stand for monitor.
- ◆ Scope - Provide simple and functional concept
 - ◆ Improve aesthetics
 - ◆ Improve marketability
 - ◆ Simplified & cost effective manufacturing

Final Delivery

- ◆ CAD models
- ◆ Manufacturable drawings
- ◆ BoM

